

WEST VIRGINIA RESIDENTIAL BUILDING CODE



SUMMARY OF KEY RESIDENTIAL ENERGY CODE REQUIREMENTS

The 2009 IECC was adopted in West Virginia and went into effect on **April 30, 2019**. This document summarizes the envelope-related requirements in the code for West Virginia.



CODE CHANGE HIGHLIGHTS

- The State Fire Commission is responsible for adopting the construction codes in West Virginia.
- Title 87 “Legislative Rule State Fire Commission Series 4 State Building Code” was filed on February 22, 2019 and went into effect on April 30, 2019. The 2015 IRC was adopted with the exception that Chapter 11 be struck and replaced with the 2009 IECC.
- Enforcement is at the local level for those jurisdictions that have adopted the state building code. For those jurisdictions that have not adopted the energy code, the enforcement agency is the State Fire Marshal.

BUILDING ENVELOPE REQUIREMENTS

CODE PATH	2009 IECC CODE SECTION	CHANGE SUMMARY	
		CLIMATE ZONE 4	CLIMATE ZONE 5
Prescriptive	R402.1.1 – Wood Frame Wall	R-13 / U-0.082	R-20 or R-13 + 5 ci / U-0.057
	R402.1.1 – Ceilings	R-38 / U-0.030	R-38 / U-0.030
	R402.1.1 – Basement	R-13 or R-10 ci / U-0.059	R-13 or R-10 ci / U-0.059
	R402.1.1 – Crawl Space Walls	R-13 or R-10 ci / U-0.065	R-13 or R-10 ci / U-0.065
	R402.1.1 – Fenestration	U-0.35	U-0.35

DUCT LEAKAGE

MEASUREMENT	CFM25 / 100 SQ. FT.
Rough-in (installed air handler)	6
Rough-in (air handler not installed)	4
Post-construction (leakage to outdoors)	8
Post-construction (total leakage)	12

AIR LEAKAGE

ALL CLIMATE ZONES

7 ACH50

Note: All R-values are minimums and U-factors maximums.

MORE INFORMATION ON THE WEST VIRGINIA ENERGY PROVISIONS CAN BE FOUND HERE:

<http://apps.sos.wv.gov/adlaw/csr/readfile.aspx?DocId=52965&Format=PDF>

Insulation Institute
KNOWLEDGE. LEADERSHIP. CONFIDENCE.

This summary is offered for informational purposes only. It does not purport to be an exhaustive analysis of code changes or provide advice that will ensure guaranteed compliance with any energy code provision. Please consult with local authorities before finalizing your installation plans.




ENERGY-EFFICIENT, COST-EFFECTIVE CONSTRUCTION WITH FIBERGLASS AND MINERAL WOOL INSULATION



As code levels advance, **keep informed about innovative practices** to meet or exceed code requirements using cost-effective fiberglass and mineral wool insulation.

The following resources in the table below are just a subset of the many guides available from the **Insulation Institute** to help you achieve new performance requirements with proven approaches.

INSULATION INSTITUTE RESOURCES



Air Leakage

As states adopt more stringent energy codes, some builders may experience challenges meeting new mandatory air leakage requirements. Fiberglass and mineral wool insulation is the low-cost solution for homebuilders to meet or surpass code air leakage rate requirements of 3 or 5 air changes per hour depending on climate zone. For homeowners, an airtight building envelope results in energy savings and increased thermal comfort.


<https://insulationinstitute.org/wp-content/uploads/2018/05/N090-5-Air-Sealing-Locations-for-New-Homes.pdf>



Ducts Buried Within Ceiling Insulation

Deeply buried ducts in attics is an easy way to lower energy code compliance costs for builders using the simulated energy performance path. Homeowners can benefit from energy savings realized from lower-capacity, lower-cost HVAC systems.


<https://insulationinstitute.org/wp-content/uploads/2019/03/N087-Buried-Ducts-The-newest-way-to-uncover-savings.pdf>



Proper Installation of Insulation

Grade I installation delivers superior energy efficiency and is increasingly required by state energy codes. Insulation installation jobs that fail to meet Grade I criteria can mean construction delays due to callbacks, HERS rating penalties, and failed code inspections. Grade I installation is readily achievable by following basic guidelines as recommended by manufacturers. NAIMA offers free online training for installers.

www.grade1insulation.org



Unvented Attics Using Fiberglass and Mineral Wool Insulation

Unvented attics can be constructed by installing fiberglass or mineral wool insulation below the roof deck instead of using more costly materials like spray foam. In addition, fiberglass and mineral wool insulation products are green certified and do not carry recommended occupancy restrictions due to product off-gassing after installation. Starting with the 2018 IRC, this practice is outlined in detail within the code. Homeowners benefit from lower construction costs and the use of a safe product.

<https://insulationinstitute.org/wp-content/uploads/2018/05/BuildingUnventedAtticAssemblies-N089.pdf>

LEARN MORE ABOUT THE ERI COMPLIANCE PATH HERE:

www.energycodes.gov/resource-center/training-courses/2015-iecc-%E2%80%93-energy-rating-index-eri-compliance-alternative

Get the Facts for a Stronger Business

Learn more about fiberglass and mineral wool insulation at InsulationInstitute.org



11 Canal Center Plaza, Suite #103 • Alexandria, VA 22314
InsulationInstitute.org • 703.684.0084