

2018 KENTUCKY RESIDENTIAL CODE



SUMMARY OF KEY RESIDENTIAL ENERGY CODE REQUIREMENTS

The 2015 International Residential Code with modifications for Kentucky went into effect on **August 3, 2019**. In Kentucky, the 2009 International Energy Conservation Code (IECC) was substituted for the 2015 IECC requirements. This document summarizes changes to the building envelope-related requirements in the updated code for Kentucky.



CODE CHANGE HIGHLIGHTS

- Kentucky adopted the 2015 International Residential Code (IRC). However, Chapter 11 of the 2009 IRC was substituted for Chapter 11 of the 2015 IRC.
- Air leakage requirements have a visual testing option where the building envelope tightness shall be considered acceptable when the items listed in Table R402.4.2 are verified.
- A ceiling without attic spaces requires a minimum of R-30 insulation. This reduction may only occur for 500 square feet or 20% of insulated attic area, whichever is less.

BUILDING ENVELOPE REQUIREMENTS

CODE PATH	2009 IECC CODE SECTION	CHANGE SUMMARY
		CLIMATE ZONE 4
Prescriptive	R402.1.1 – Wood Frame Wall	R-13
	R402.1.1 – Ceilings	R-38
	R402.1.1 – Basement Walls	R-13 or R-10 ci
	R402.1.1 – Crawl Space Walls	R-13 or R-10 ci
	R402.1.1 – Fenestration	U-0.35

DUCT LEAKAGE

AIR LEAKAGE

MEASUREMENT	CFM25 / 100 SQ. FT.	CLIMATE ZONE	MEASUREMENT
Rough-in (installed air handler)	6	4	7 ACH50
Rough-in (air handler not installed)	4		
Post-Construction	8		

Note: All R-values are minimums and U-factors maximums.

ACCESS THE FULL KENTUCKY RESIDENTIAL CODE AMENDMENTS [CLICK HERE:](http://dhbc.ky.gov/Documents/2018%20Kentucky%20Residential%20Code%20-%20CLEAN_FINAL%207.17.20.pdf)

http://dhbc.ky.gov/Documents/2018%20Kentucky%20Residential%20Code%20-%20CLEAN_FINAL%207.17.20.pdf

Insulation Institute
KNOWLEDGE. LEADERSHIP. CONFIDENCE.

This summary is offered for informational purposes only. It does not purport to be an exhaustive analysis of code changes or provide advice that will ensure guaranteed compliance with any energy code provision. Please consult with local authorities before finalizing your installation plans.




ENERGY-EFFICIENT, COST-EFFECTIVE CONSTRUCTION WITH FIBERGLASS AND MINERAL WOOL INSULATION



As code levels advance, **keep informed about innovative practices** to meet or exceed code requirements using cost-effective fiberglass and mineral wool insulation.

The following resources in the table below are just a subset of the many guides available from the **Insulation Institute** to help you achieve new performance requirements with proven approaches.


INSULATION INSTITUTE RESOURCES



Air Leakage

As states adopt more stringent energy codes, some builders may experience challenges meeting new mandatory air leakage requirements. Fiberglass and mineral wool insulation is the low-cost solution for homebuilders to meet or surpass code air leakage rate requirements of 3 or 5 air changes per hour depending on climate zone. For homeowners, an airtight building envelope results in energy savings and increased thermal comfort.


<https://insulationinstitute.org/wp-content/uploads/2018/05/N090-5-Air-Sealing-Locations-for-New-Homes.pdf>



Ducts Buried Within Ceiling Insulation

Deeply buried ducts in attics is an easy way to lower energy code compliance costs for builders using the simulated energy performance path. Homeowners can benefit from energy savings realized from lower-capacity, lower-cost HVAC systems.


<https://insulationinstitute.org/wp-content/uploads/2019/03/N087-Buried-Ducts-The-newest-way-to-uncover-savings.pdf>



Proper Installation of Insulation

Grade I installation delivers superior energy efficiency and is increasingly required by state energy codes. Insulation installation jobs that fail to meet Grade I criteria can mean construction delays due to callbacks, HERS rating penalties, and failed code inspections. Grade I installation is readily achievable by following basic guidelines as recommended by manufacturers. NAIMA offers free online training for installers.

www.grade1insulation.org



Unvented Attics Using Fiberglass and Mineral Wool Insulation

Unvented attics can be constructed by installing fiberglass or mineral wool insulation below the roof deck instead of using more costly materials like spray foam. In addition, fiberglass and mineral wool insulation products are green certified and do not carry recommended occupancy restrictions due to product off-gassing after installation. Starting with the 2018 IRC, this practice is outlined in detail within the code. Homeowners benefit from lower construction costs and the use of a safe product.

<https://insulationinstitute.org/wp-content/uploads/2018/05/BuildingUnventedAtticAssemblies-N089.pdf>

LEARN MORE ABOUT THE ERI COMPLIANCE PATH HERE:

<https://www.energycodes.gov/technical-assistance/training/courses/2015-iecc-energy-rating-index-eri-compliance-alternative>

Get the Facts for a Stronger Business

Learn more about fiberglass and mineral wool insulation at InsulationInstitute.org



P.O. Box 1906 • Alexandria, VA 22313
InsulationInstitute.org • 703.684.0084