

NEW YORK ENERGY CODE



SUMMARY OF KEY RESIDENTIAL ENERGY CODE REQUIREMENTS

The 2020 Energy Conservation Construction Code of New York State (ECCCNYS) was adopted in New York on **May 12, 2020**. This document summarizes changes to the building envelope-related requirements in the updated code for New York.



CODE CHANGE HIGHLIGHTS

- New York introduced a new prescriptive option where continuous insulation is not needed in Climate Zone 6. Under this option, a builder can install R-23 in the walls, R-60 in attics, and have a fenestration U-factor of 0.28 and meet prescriptive envelope requirements.
- The 2018 IECC Energy Rating Index (ERI) introduced a backstop when on-site renewable energy is being used. The levels of efficiency must meet or exceed those in the 2015 IECC.
- Fenestration U-factors improved from previous code in Climate Zones 4, 5, and 6. See table below for updated U-factors.

BUILDING ENVELOPE REQUIREMENTS

CODE PATH	2020 ECCCNYS CODE SECTION	CHANGE SUMMARY			
		CLIMATE ZONE 4	CLIMATE ZONE 5	CLIMATE ZONE 6 OPTION 1	CLIMATE ZONE 6 OPTION 2
Prescriptive	R402.1.2 – Wood Frame Wall	R-20 or R-13 + 5 ci / U-0.060	R-20 or R-13 + 5 ci / U-0.060	R-20 + 5 ci or R-13 + 10 ci / U-0.045	R-23
	R402.1.2 – Ceilings	R-49/ U-0.026	R-49/ U-0.026	R-49/ U-0.026	R-60
	R402.1.2 – Basement Walls	R-13 or R-10 ci / U-0.059	R-19 or R-15 ci / U-0.050	R-19 or R-15 ci / U-0.050	R-19 or R-15 ci
	R402.1.2 – Crawl Space Walls	R-13 or R-10 ci / U-0.065	R-19 or R-15 ci / U-0.055	R-19 or R-15 ci / U-0.055	R-19 or R-15 ci
	R402.1.2 – Fenestration	U-0.32	U-0.30	U-0.30	U-0.28

DUCT LEAKAGE

AIR LEAKAGE

MEASUREMENT	CFM25 / 100 SQ. FT.	ALL CLIMATE ZONES
Rough-in (installed air handler)	4	3 ACH50
Rough-in (air handler not installed)	3	
Post-Construction	4	

TABLE R406.4 MAXIMUM ENERGY RATING INDEX (ERI)

CLIMATE ZONE	MAXIMUM ERI
4	62
5	61
6	61

Note: All R-values are minimums and U-factors maximums.

MORE INFORMATION ON THE NEW YORK ENERGY CODE CAN BE FOUND HERE:

www.dos.ny.gov/dcea/noticadopt.html

Insulation Institute[™]

KNOWLEDGE. LEADERSHIP. CONFIDENCE.

This summary is offered for informational purposes only. It does not purport to be an exhaustive analysis of code changes or provide advice that will ensure guaranteed compliance with any energy code provision. Please consult with local authorities before finalizing your installation plans.




ENERGY-EFFICIENT, COST-EFFECTIVE CONSTRUCTION WITH FIBERGLASS AND MINERAL WOOL INSULATION



As code levels advance, **keep informed about innovative practices** to meet or exceed code requirements using cost-effective fiberglass and mineral wool insulation.

The following resources in the table below are just a subset of the many guides available from the **Insulation Institute** to help you achieve new performance requirements with proven approaches.


INSULATION INSTITUTE RESOURCES



Air Leakage

As states adopt more stringent energy codes, some builders may experience challenges meeting new mandatory air leakage requirements. Fiberglass and mineral wool insulation is the low-cost solution for homebuilders to meet or surpass code air leakage rate requirements of 3 or 5 air changes per hour depending on climate zone. For homeowners, an airtight building envelope results in energy savings and increased thermal comfort.

<https://insulationinstitute.org/wp-content/uploads/2018/05/N090-5-Air-Sealing-Locations-for-New-Homes.pdf>



Ducts Buried Within Ceiling Insulation

Deeply buried ducts in attics is an easy way to lower energy code compliance costs for builders using the simulated energy performance path. Homeowners can benefit from energy savings realized from lower-capacity, lower-cost HVAC systems.


<https://insulationinstitute.org/wp-content/uploads/2019/03/N087-Buried-Ducts-The-newest-way-to-uncover-savings.pdf>



Proper Installation of Insulation

Grade I installation delivers superior energy efficiency and is increasingly required by state energy codes. Insulation installation jobs that fail to meet Grade I criteria can mean construction delays due to callbacks, HERS rating penalties, and failed code inspections. Grade I installation is readily achievable by following basic guidelines as recommended by manufacturers. NAIMA offers free online training for installers.

www.grade1insulation.org



Unvented Attics Using Fiberglass and Mineral Wool Insulation

Unvented attics can be constructed by installing fiberglass or mineral wool insulation below the roof deck instead of using more costly materials like spray foam. In addition, fiberglass and mineral wool insulation products are green certified and do not carry recommended occupancy restrictions due to product off-gassing after installation. Starting with the 2018 IRC, this practice is outlined in detail within the code. Homeowners benefit from lower construction costs and the use of a safe product.

<https://insulationinstitute.org/wp-content/uploads/2018/05/BuildingUnventedAtticAssemblies-N089.pdf>

LEARN MORE ABOUT THE ERI COMPLIANCE PATH HERE:

<https://www.energycodes.gov/technical-assistance/training/courses/2015-iecc-energy-rating-index-eri-compliance-alternative>

Get the Facts for a Stronger Business

Learn more about fiberglass and mineral wool insulation at InsulationInstitute.org

NAIMA
NORTH AMERICAN INSULATION
MANUFACTURERS ASSOCIATION

P.O. Box 1906 • Alexandria, VA 22313
InsulationInstitute.org • 703.684.0084