

SOUTH CAROLINA ENERGY CONSERVATION CODE



SUMMARY OF KEY RESIDENTIAL ENERGY CODE REQUIREMENTS

The 2009 IECC was adopted in South Carolina and went into effect on **January 1, 2020**. This document summarizes changes to the building envelope-related requirements in the updated code for South Carolina.



CODE CHANGE HIGHLIGHTS

- Visual inspection of envelope tightness is acceptable when items in Table 402.4.2 are field-verified.
- The South Carolina General Assembly last updated the energy code during the 2012 legislative session through a statutory amendment signed by the Governor.
- In 2009, Governor Sanford signed H.3550 that removes the energy code from the usual adoption procedure. When energy codes get adopted, they must be adopted by statutory amendment unlike other building codes.

BUILDING ENVELOPE AND DUCT REQUIREMENTS

PRESCRIPTIVE	CLIMATE ZONE 3
Wood Frame Wall	R-13 / U-0.082
Ceilings	R-30 / U-0.035
Crawl Space Walls	R-13 or R-5 ci / U-0.136
Fenestration	U-0.50 / SHGC-0.30
Floor	R-19 / U-0.047
Mass Wall ^a	R-5/8*
Basement Walls	R-13 or R-5 ci / U-0.091

DUCT LEAKAGE		DUCT R-VALUE	AIR LEAKAGE	
MEASUREMENT	CFM25 / 100 SQ. FT.	R-VALUE	CLIMATE ZONE	MEASUREMENT
Rough-in (installed air handler)	6	R-8 ^b	3	7 ACH50
Rough-in (air handler not installed)	4			
Post-construction (leakage to outdoors)	8			
Post-construction (total leakage)	12			

a. The second R-value/U-factor applies where > 50% of the insulation is on the interior.

b. In attics, R-6 in other portions of the building. R-6 and R-4.2 respectively for ducts < 3 inches.

MORE INFORMATION ON SOUTH CAROLINA ENERGY CONSERVATION CODE CAN BE FOUND HERE:

<https://www.scstatehouse.gov/code/t06c010.php>

Insulation Institute
KNOWLEDGE. LEADERSHIP. CONFIDENCE.

This summary is offered for informational purposes only. It does not purport to be an exhaustive analysis of code changes or provide advice that will ensure guaranteed compliance with any energy code provision. Please consult with local authorities before finalizing your installation plans.




ENERGY-EFFICIENT, COST-EFFECTIVE CONSTRUCTION WITH FIBERGLASS AND MINERAL WOOL INSULATION



As code levels advance, **keep informed about innovative practices** to meet or exceed code requirements using cost-effective fiberglass and mineral wool insulation.

The following resources in the table below are just a subset of the many guides available from the **Insulation Institute** to help you achieve new performance requirements with proven approaches.


INSULATION INSTITUTE RESOURCES



Air Leakage

As states adopt more stringent energy codes, some builders may experience challenges meeting new mandatory air leakage requirements. Fiberglass and mineral wool insulation is the low-cost solution for homebuilders to meet or surpass code air leakage rate requirements of 3 or 5 air changes per hour depending on climate zone. For homeowners, an airtight building envelope results in energy savings and increased thermal comfort.

<https://insulationinstitute.org/wp-content/uploads/2018/05/N090-5-Air-Sealing-Locations-for-New-Homes.pdf>



Ducts Buried Within Ceiling Insulation

Deeply buried ducts in attics is an easy way to lower energy code compliance costs for builders using the simulated energy performance path. Homeowners can benefit from energy savings realized from lower-capacity, lower-cost HVAC systems.


<https://insulationinstitute.org/wp-content/uploads/2019/03/N087-Buried-Ducts-The-newest-way-to-uncover-savings.pdf>



Proper Installation of Insulation

Grade I installation delivers superior energy efficiency and is increasingly required by state energy codes. Insulation installation jobs that fail to meet Grade I criteria can mean construction delays due to callbacks, HERS rating penalties, and failed code inspections. Grade I installation is readily achievable by following basic guidelines as recommended by manufacturers. NAIMA offers free online training for installers.

www.grade1insulation.org



Unvented Attics Using Fiberglass and Mineral Wool Insulation

Unvented attics can be constructed by installing fiberglass or mineral wool insulation below the roof deck instead of using more costly materials like spray foam. In addition, fiberglass and mineral wool insulation products are green certified and do not carry recommended occupancy restrictions due to product off-gassing after installation. Starting with the 2018 IRC, this practice is outlined in detail within the code. Homeowners benefit from lower construction costs and the use of a safe product.

<https://insulationinstitute.org/wp-content/uploads/2018/05/BuildingUnventedAtticAssemblies-N089.pdf>

LEARN MORE TO SEE HOW THE ENERGY CODE SAVES YOU MONEY:

<https://insulationinstitute.org/wp-content/uploads/2024/10/Modern-Energy-Codes-Save-Money-Infographic.pdf>

Get the Facts for a Stronger Business

Learn more about fiberglass and mineral wool insulation at InsulationInstitute.org

NAIMA
NORTH AMERICAN INSULATION
MANUFACTURERS ASSOCIATION

2013 Olde Regent Way • Suite 150, Box 120 • Leland, NC 28451
InsulationInstitute.org • 703.684.0084